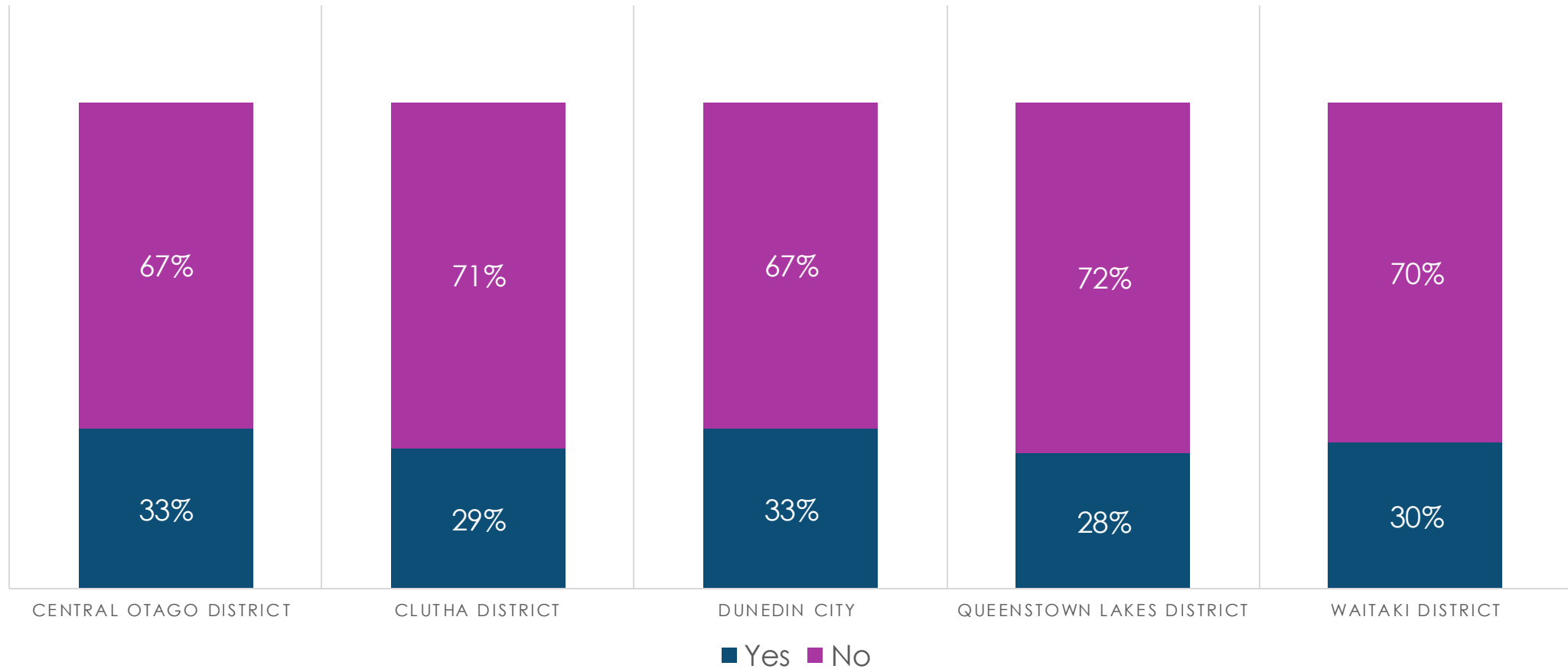




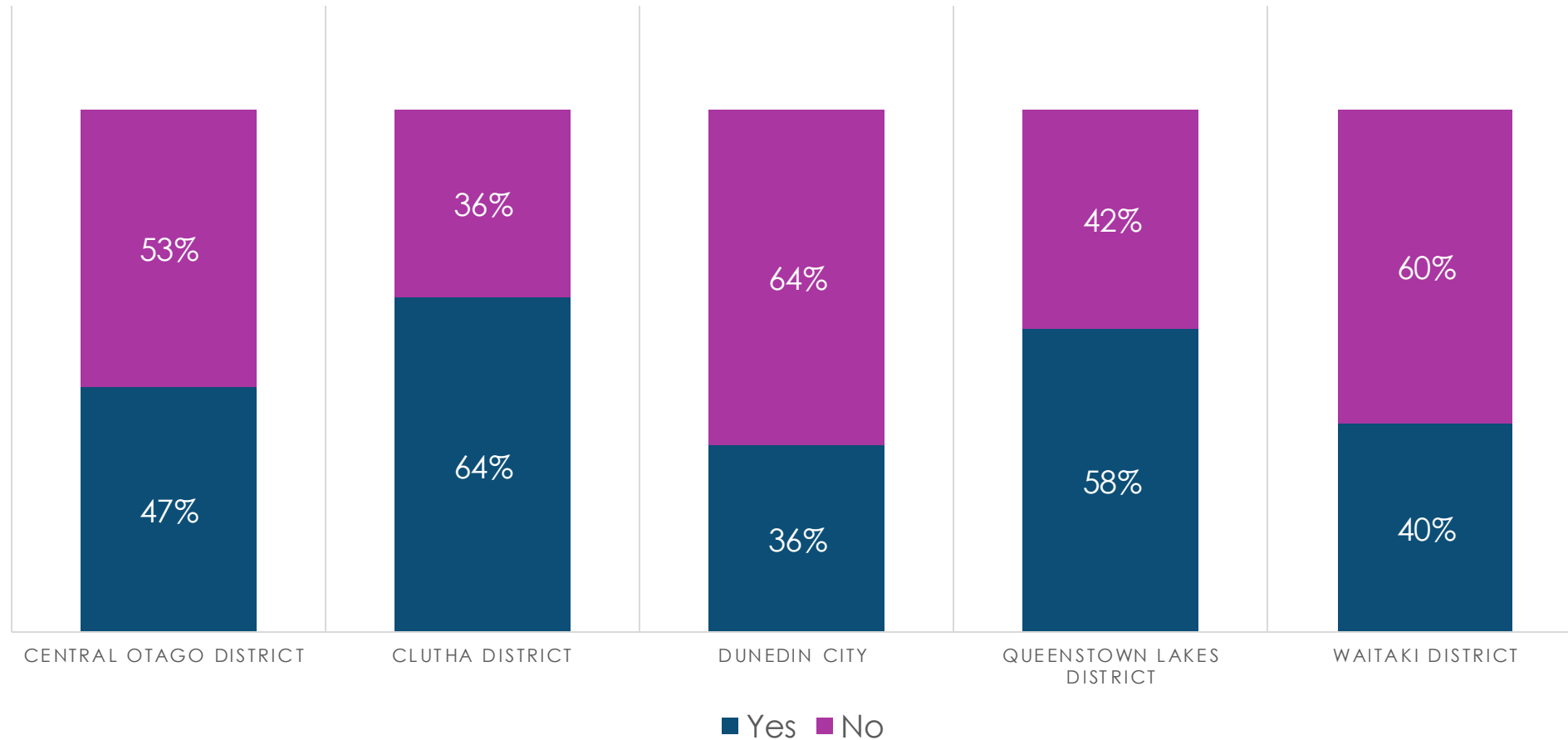
Emergency Management Otago - Community Resilience Survey

Questions by District

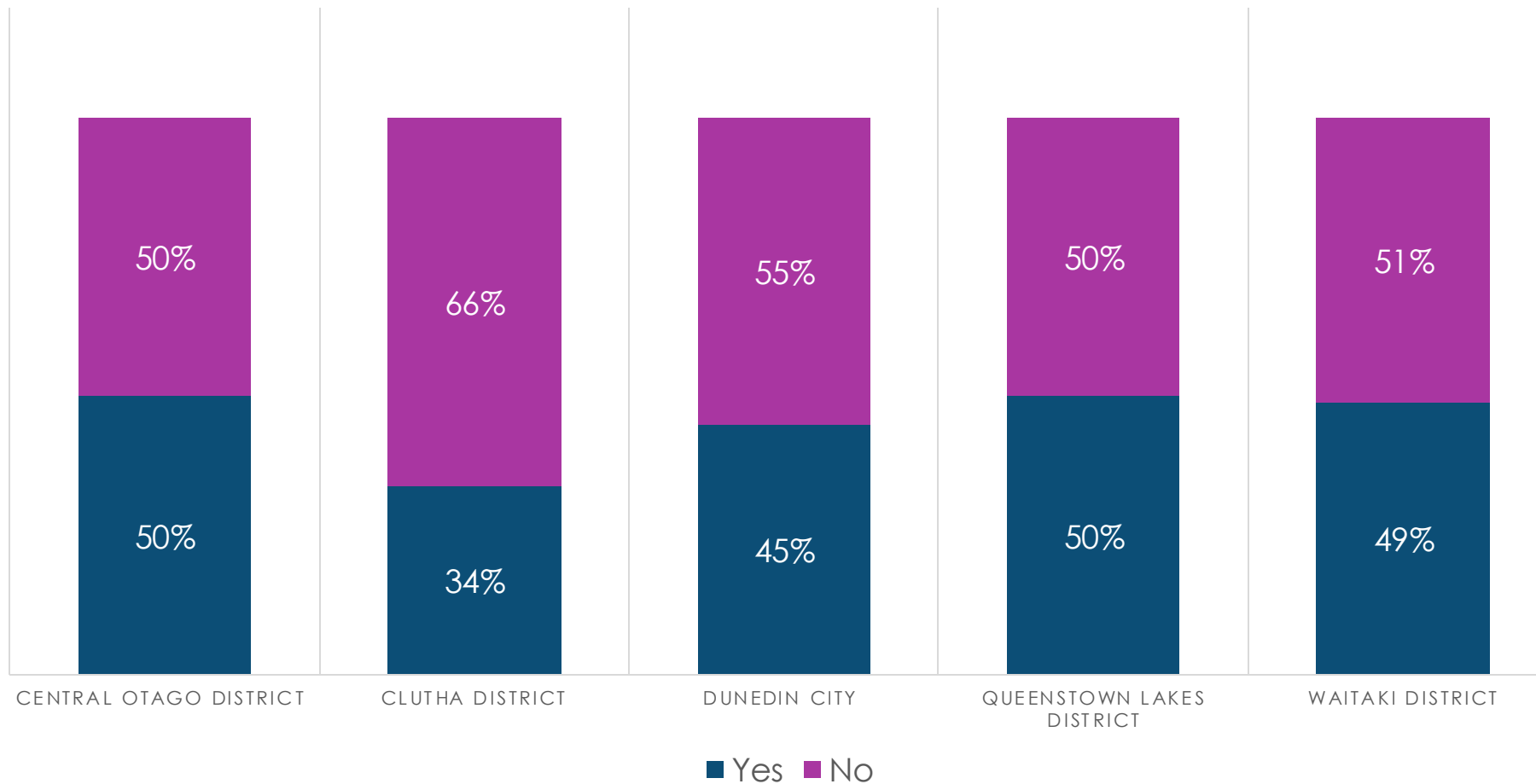
Do you have a household emergency plan? – by district



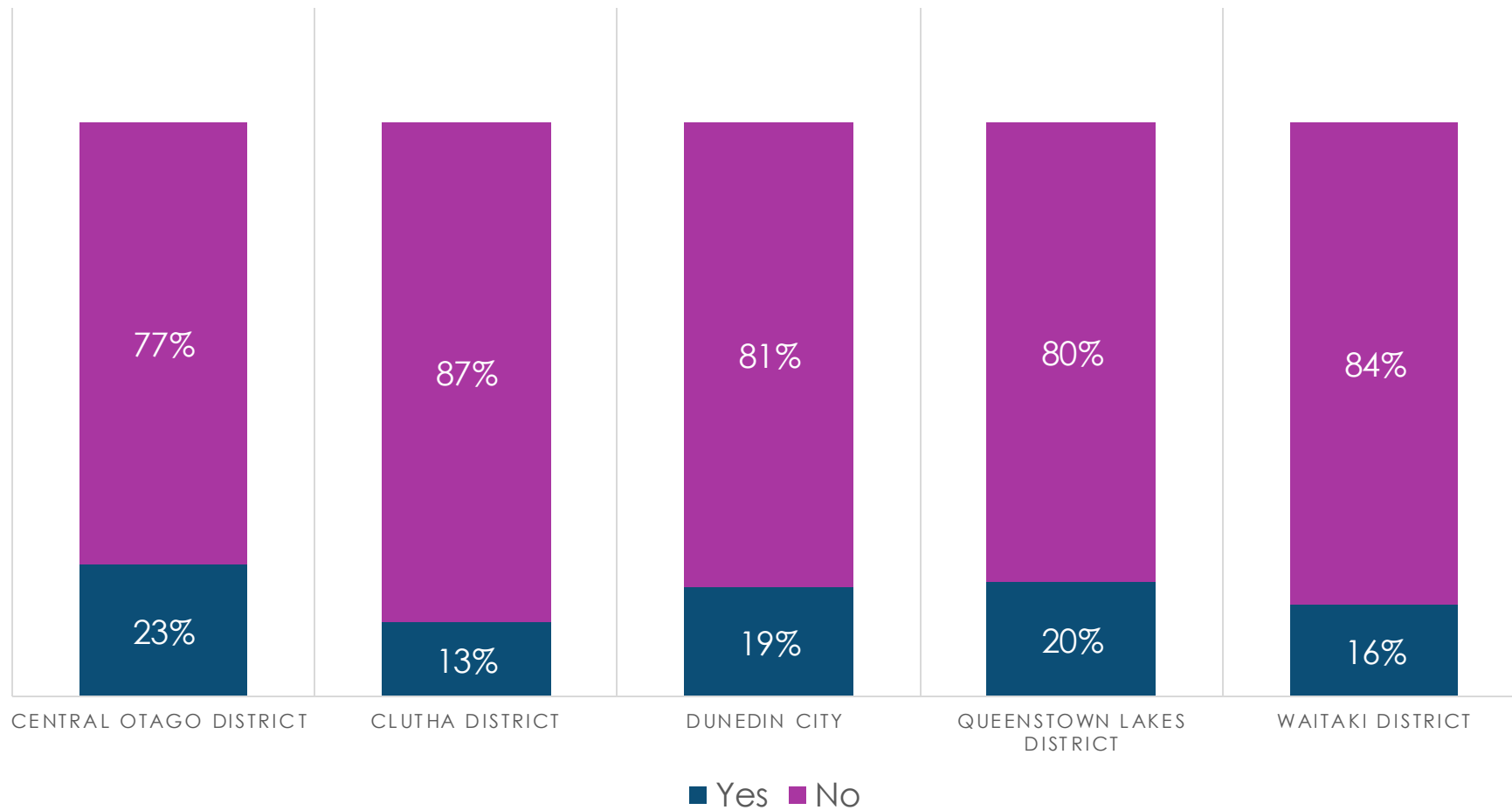
Do you know where the Community Emergency Hubs are in your area? – by district



Have you recently seen, heard, or read any information or messaging about preparing for a disaster? – by district



Have you recently actively looked for or accessed any information about preparing for a disaster? – by district



How would you rate the following in relation to the information you looked for or accessed? – by district

*** Number in brackets indicates numbers of participants who have answered

	Average	Central Otago District (68)	Clutha District (28)	Dunedin City (165)	Queenstown Lakes District (115)	Waitaki District (61)
The information was easy to find	74%	73%	76%	73%	76%	72%
The information was easy to understand	80%	79%	84%	80%	80%	79%
The information was useful	77%	76%	81%	76%	78%	77%

What is the reason your household is not well prepared to look after itself without assistance? – by district

*** Number in brackets indicates numbers of participants who have answered

	Average	Central Otago District (308)	Clutha District (228)	Dunedin City (869)	Queenstown Lakes District (569)	Waitaki District (383)
Cost	11%	11%	7%	12%	10%	14%
Time	5%	3%	4%	6%	4%	3%
I'm not sure what I need	9%	7%	11%	9%	12%	8%
Nothing will happen here	0%	0%	0%	0%	0%	0%
Someone else will look after me	0%	1%	0%	0%	0%	0%
Other (Please specify)	6%	5%	2%	8%	6%	4%

How many days is your household prepared to look after itself without assistance during an emergency event? – by district

*** Number in brackets indicates numbers of participants who have answered

	Average	Central Otago District (308)	Clutha District (228)	Dunedin City (869)	Queenstown Lakes District (569)	Waitaki District (383)
1 day	5%	3%	4%	7%	5%	6%
1-3 days	27%	24%	22%	29%	28%	22%
3-7 days	37%	37%	39%	39%	34%	35%
7-10 days	16%	17%	15%	15%	16%	17%
10-14 days	7%	10%	10%	5%	8%	7%
More than 14 days	8%	9%	11%	5%	9%	12%

I have a good understanding of how some of these hazards might become more frequent and intense due to climate change – by district

*** Number in brackets indicates numbers of participants who have answered

	Average	Central Otago District (308)	Clutha District (228)	Dunedin City (869)	Queenstown Lakes District (569)	Waitaki District (383)
Yes	85%	86%	82%	87%	85%	83%
No	4%	3%	4%	3%	4%	4%
Unsure	11%	10%	14%	10%	11%	13%

If there was a major emergency, such as a flood or earthquake, how would you expect to receive emergency information? – by district

	Average	Central Otago District (308)	Clutha District (228)	Dunedin City (869)	Queenstown Lakes District (569)	Waitaki District (383)
TV	32%	34%	39%	32%	26%	36%
Radio	71%	73%	71%	72%	68%	68%
Social media	52%	47%	49%	55%	48%	56%
Phone call	16%	16%	25%	15%	10%	20%
Text message	55%	53%	61%	56%	54%	54%
Emergency Mobile Alert	86%	86%	86%	86%	85%	87%
Websites	33%	32%	33%	38%	28%	31%
Emergency Services	40%	44%	43%	41%	36%	39%
Otago Gets Ready	22%	36%	12%	15%	29%	20%
Friends and family	35%	33%	35%	38%	28%	37%
Antenno App	6%	1%	49%	2%	1%	1%
Other (Please specify)	3%	2%	2%	2%	4%	3%

*** Number in brackets indicates numbers of participants who have answered



If you had to evacuate from your home, where would you go? – by district

*** Number in brackets indicates numbers of participants who have answered

	Average	Central Otago District (308)	Clutha District (228)	Dunedin City (869)	Queenstown Lakes District (569)	Waitaki District (383)
Community Emergency Hub (e.g. Halls, Churches, Community centres)	64%	65%	56%	62%	71%	60%
Relatives/Friends	57%	52%	53%	65%	47%	58%
Marae	3%	1%	1%	6%	0%	3%
Neighbours	21%	23%	19%	18%	26%	20%
Just stay home	15%	15%	21%	11%	17%	17%
Other (Please specify)	9%	12%	12%	8%	9%	9%

Thinking about your household emergency plan, which of the following have you included?– by district

	Average	Central Otago District (308)	Clutha District (228)	Dunedin City (869)	Queensdown Lakes District (569)	Waitaki District (383)
A specific meeting place	21%	21%	19%	23%	21%	21%
Emergency contacts	20%	19%	21%	22%	16%	18%
An evacuation plan	20%	22%	17%	23%	14%	19%
Locating emergency supplies	16%	17%	16%	16%	16%	14%
An alternative means of cooking	24%	28%	25%	24%	24%	21%
A plan for my children	8%	9%	6%	9%	9%	7%
Our tsunami evacuation zone	6%	2%	5%	9%	1%	8%
Where we will go if we have to leave home	16%	17%	19%	18%	13%	14%
Having grab and go bags prepared	11%	11%	14%	12%	10%	9%
Tuning in to an emergency radio station	14%	18%	13%	16%	12%	12%
Staying in my home/where I am	15%	16%	14%	15%	15%	15%
Location of our community emergency hub (e.g. Halls, Churches, Community Centres)	17%	18%	18%	17%	18%	12%
Planning for any special requirements you might have	9%	9%	8%	11%	6%	10%
Planning for your pets	12%	12%	13%	12%	8%	14%
Other (Please specify)	1%	2%	0%	1%	1%	0%

*** Number in brackets indicates numbers of participants who have answered

What do you remember about the information? – by district

	Average	Central Otago District (308)	Clutha District (228)	Dunedin City (869)	Queenstown Lakes District (569)	Waitaki District (383)
If it's Long or Strong, Get Gone	30%	30%	27%	32%	26%	33%
How to prepare for an emergency	21%	26%	12%	19%	27%	21%
Shakeout	8%	7%	6%	10%	7%	9%
Drop, Cover and Hold	22%	26%	18%	22%	24%	21%
Emergency Mobile Alert nationwide test	22%	25%	19%	22%	20%	26%
Other (Please specify)	2%	2%	2%	2%	4%	3%

*** Number in brackets indicates numbers of participants who have answered

What do you think are the main hazards in Otago that could affect you and your family? – by district

	Average	Central Otago District (308)	Clutha District (228)	Dunedin City (869)	Queenstown Lakes District (569)	Waitaki District (383)
Earthquake	91%	97%	77%	90%	98%	88%
Flooding	78%	73%	85%	82%	70%	81%
Tsunami	38%	8%	31%	56%	15%	59%
Storm/Cyclone	58%	53%	56%	65%	52%	55%
Wildfire	50%	74%	35%	38%	64%	46%
Snow/Ice	63%	81%	57%	61%	75%	41%
Infrastructure failure (e.g. water/power/roading)	83%	87%	84%	82%	86%	76%
Pandemic/Outbreak of Disease	68%	71%	59%	72%	66%	62%
Terrorist attack	16%	10%	8%	21%	17%	10%
Other (Please specify)	4%	5%	2%	5%	3%	2%

*** Number in brackets indicates numbers of participants who have answered

What is the main reason why you do not have an household emergency plan? – by district

	Average	Central Otago District (308)	Clutha District (228)	Dunedin City (869)	Queenstown Lakes District (569)	Waikati District (383)
I haven't thought about it	24%	23%	28%	22%	25%	25%
I live alone or only with one other person	14%	16%	14%	14%	12%	14%
I live with flatmates	2%	1%	0%	2%	2%	1%
I don't think a disaster will strike my area	1%	1%	0%	1%	1%	2%
I don't have time to prepare one	5%	2%	4%	7%	4%	4%
Someone else will be there to help	1%	1%	1%	1%	1%	1%
I wouldn't know what to put in it	13%	12%	12%	12%	16%	14%
Other (Please specify)	10%	10%	12%	8%	11%	11%

*** Number in brackets indicates numbers of participants who have answered

What prompted you to take these actions to be prepared? – by district

	Average	Central Otago District (308)	Clutha District (228)	Dunedin City (869)	Queenstown Lakes District (569)	Waitaki District (383)
Cyclone Gabrielle	11%	10%	11%	13%	9%	10%
Earthquake(s) in Christchurch/Kaikoura	53%	52%	43%	55%	55%	51%
Other disasters that occurred in New Zealand	34%	39%	28%	35%	33%	33%
Other disaster(s) that occurred overseas	17%	18%	16%	16%	20%	15%
Information from work/training at work	24%	26%	19%	27%	24%	20%
Friends or family	15%	17%	11%	15%	16%	16%
News/article in the media	22%	25%	13%	22%	27%	18%
Advertising	8%	9%	7%	9%	7%	9%
Tsunami warnings	4%	1%	9%	7%	1%	5%
Pandemic/COVID-19	32%	36%	36%	36%	22%	35%
I looked at the ORC hazards portal	6%	7%	4%	8%	7%	4%
I want to be prepared	57%	60%	53%	57%	59%	57%
Other (Please specify)	9%	8%	11%	9%	9%	10%

*** Number in brackets indicates numbers of participants who have answered

What two things could you do in the next 12 months to help your household be more prepared for a disaster?– by district

	Average	Central Otago District (308)	Clutha District (228)	Dunedin City (869)	Queenstown Lakes District (569)	Waitaki District (383)
Store water	38%	37%	31%	42%	36%	36%
Create a household emergency plan	28%	26%	29%	26%	31%	28%
Seek out information on actions to take in an emergency	12%	15%	9%	11%	15%	9%
Find out where the hazards are in my area	5%	7%	5%	5%	4%	4%
Have a get away bag prepared	44%	41%	42%	44%	45%	48%
Know where to find our emergency items	5%	6%	5%	5%	4%	4%
Ensure we have pet supplies	10%	9%	14%	10%	8%	11%
Have a torch or other lighting	2%	1%	1%	2%	1%	3%
Have a first aid kit	4%	3%	5%	3%	3%	5%
Have alternative means of electricity	15%	11%	16%	17%	15%	14%
Have a radio	12%	15%	9%	14%	11%	11%
Have batteries	3%	4%	4%	3%	3%	4%
There is nothing more I could do	7%	8%	11%	5%	8%	6%

*** Number in brackets indicates numbers of participants who have answered

What would encourage you to develop a household emergency plan? – by district

	Average	Central Otago District (308)	Clutha District (228)	Dunedin City (869)	Queenstown Lakes District (569)	Waitaki District (383)
This survey has encouraged me	30%	27%	33%	30%	31%	32%
Nothing – just go as we are	4%	4%	10%	3%	4%	4%
If an emergency actually occurs	3%	5%	3%	3%	2%	4%
Information on how to make one/reminders	24%	24%	18%	23%	28%	23%
If my family situation changed	5%	6%	6%	5%	5%	4%
Other (Please specify)	2%	2%	1%	2%	2%	3%

*** Number in brackets indicates numbers of participants who have answered

Where did you see, hear, or read the information? – by district

	Average	Central Otago District (308)	Clutha District (228)	Dunedin City (869)	Queenstown Lakes District (569)	Waikati District (383)
TV	14%	15%	14%	15%	11%	18%
Radio	7%	6%	6%	7%	6%	8%
Emergency Management Otago website	9%	10%	7%	10%	9%	8%
Get Ready Website	10%	12%	7%	7%	13%	11%
Your local council website	10%	11%	9%	6%	11%	14%
Emergency Management Otago Facebook page	13%	12%	6%	15%	14%	15%
Online - non-social media	6%	6%	7%	6%	7%	6%
Otago Regional Council Website	5%	6%	3%	7%	4%	3%
Newspaper or magazine	8%	13%	5%	8%	7%	8%
Workplace	9%	13%	6%	11%	5%	9%
Outdoor posters (on bus shelters or in the street)	1%	1%	0%	2%	1%	1%
Flyers/pamphlets	5%	4%	4%	5%	7%	3%
School	1%	1%	0%	1%	1%	1%
Word of mouth	7%	9%	7%	6%	7%	7%
Other (Please specify)	6%	6%	4%	5%	8%	5%

*** Number in brackets indicates numbers of participants who have answered

Which of the following actions have you taken to prepare yourself or your household for an emergency?– by district

	Average	Central Otago District (308)	Clutha District (228)	Dunedin City (869)	Queenstown Lakes District (569)	Wairaki District (383)
I have non-perishable food stored	83%	86%	82%	83%	83%	82%
I have stored water	60%	64%	66%	57%	61%	60%
Checked/updated our emergency supplies	37%	37%	34%	35%	44%	32%
I know where to find information to help me	52%	57%	50%	55%	50%	49%
We have included pets in our preparedness planning	32%	35%	40%	30%	28%	34%
I have a torch or other lighting	91%	94%	90%	90%	92%	88%
I have a first aid kit and essential medicines	84%	88%	84%	84%	85%	81%
I have an alternative means of electricity	31%	39%	35%	23%	35%	34%
I have a radio and spare batteries	48%	50%	47%	47%	49%	48%
I have a grab bag ready	21%	20%	25%	21%	24%	16%

*** Number in brackets indicates numbers of participants who have answered

Which online media platforms do you view for emergency information? – by district

	Average	Central Otago District (308)	Clutha District (228)	Dunedin City (869)	Queenstown Lakes District (569)	Waitaki District (383)
Emergency Management Otago Facebook page	49%	47%	50%	52%	45%	51%
X (Twitter)	4%	2%	2%	5%	4%	3%
Emergency Management Otago website	40%	42%	35%	44%	38%	36%
YouTube	4%	4%	7%	4%	4%	4%
TikTok	2%	2%	3%	3%	1%	3%
Instagram	9%	7%	6%	9%	12%	6%
LinkedIn	1%	1%	0%	1%	2%	1%
Other (Please specify)	13%	10%	14%	13%	13%	18%
N/A	22%	25%	22%	20%	23%	22%

*** Number in brackets indicates numbers of participants who have answered

Which radio stations do you listen to for emergency information? – by district

	Average	Central Otago District (308)	Clutha District (228)	Dunedin City (869)	Queenstown Lakes District (569)	Waitaki District (383)
Otago Access Radio	5%	3%	5%	7%	4%	3%
More FM	24%	29%	39%	21%	22%	21%
Classic Hits	11%	6%	7%	16%	5%	12%
ZM	6%	3%	7%	8%	9%	3%
Newstalk ZB	15%	19%	15%	13%	16%	16%
National Radio	22%	21%	13%	22%	30%	16%
Radio New Zealand	28%	26%	17%	33%	31%	19%
Coast	4%	2%	7%	5%	4%	2%
The Rock	8%	8%	8%	8%	6%	11%
Brian FM	7%	13%	4%	1%	6%	17%
Radio Hauraki	3%	1%	6%	5%	1%	1%
The Breeze	12%	10%	11%	13%	9%	15%
The Sound	6%	6%	3%	6%	5%	8%
N/A	20%	18%	21%	19%	19%	24%

*** Number in brackets indicates numbers of participants who have answered

Agree/Disagree Questions – by district

	Average	Central Otago District (308)	Clutha District (228)	Dunedin City (869)	Queenstown Lakes District (569)	Waitaki District (383)
Being prepared for an emergency event is important to me	85%	87%	83%	84%	87%	83%
I feel I am prepared for an emergency event	59%	61%	64%	57%	59%	58%
I have a good understanding of the types of hazards around me and the chances of them occurring	79%	81%	81%	77%	78%	80%
I know where to find information about the hazards that could affect me and my family	70%	71%	70%	70%	68%	69%

*** Number in brackets indicates numbers of participants who have answered



More advice on how to review the feedback in your reports and take action is available by clicking the below.

[Learn more](#)

